





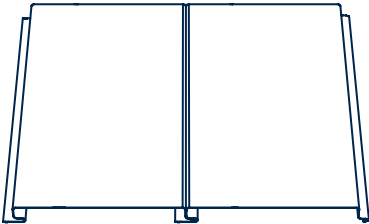
FLAT-12

Flat-12 is a concealed fastener wall/soffit panel.
It is available in 24 gauge only.

- Texas Department of Insurance*
- Florida Product Approval*



Side Lap Detail



Two Panels Shown Above

DESIGN PROPERTIES						
PANEL GAUGE	F _y (KSI)	WT (PSF)	TOP IN COMPRESSION		BOTTOM IN COMPRESSION	
			I _x (In ⁴ /Ft)	M _a (Kip-In/Ft)	I _x (In ⁴ /Ft)	M _a (Kip-In/Ft)
24	50	1.34	0.0314	0.6906	0.052	1.144

NOTES:
1. All section properties are calculated in accordance with the North American Specification For Design Of Cold-Formed Steel Structural Members.