




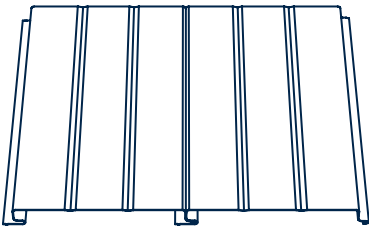
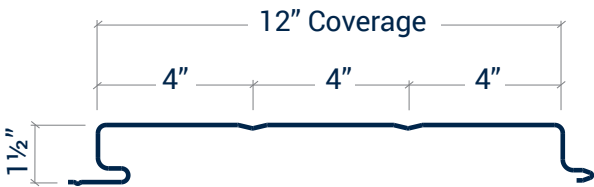
## FLAT-12R

Flat-12R is a concealed fastener wall/soffit panel.  
It is available in 24 gauge only.

- Texas Department of Insurance\*
- Florida Product Approval\*



Side Lap Detail



Two Panels Shown Above

DESIGN PROPERTIES						
PANEL GAUGE	F <sub>y</sub> (KSI)	WT (PSF)	TOP IN COMPRESSION		BOTTOM IN COMPRESSION	
			I <sub>x</sub> (In <sup>4</sup> /Ft)	M <sub>a</sub> (Kip-In/Ft)	I <sub>x</sub> (In <sup>4</sup> /Ft)	M <sub>a</sub> (Kip-In/Ft)
24	50	1.34	0.0314	0.6906	0.052	1.144

NOTES:  
1. All section properties are calculated in accordance with the North American Specification For Design Of Cold-Formed Steel Structural Members.