






WHIRLWINDSTEEL
BUILDINGS & COMPONENTS



BUILDING
COMPONENTS



OUR STORY

Family owned and operated since 1955, Whirlwind Steel is proud to have served the needs of contractors, builders, architects, businesses, governmental organizations, and consumers. Our discerning customers have turned to Whirlwind Steel with confidence for pre-engineered metal buildings and components including panels, primary and secondary structural framing, roofing, solar racks plus a full line of metal building accessories and trims. Both welded and cold-form steel framing is done by fully trained professionals and our quality control team is the best in the industry. Now is

the time for you to find out why so many people have trusted Whirlwind Steel with their most important projects for so long.

TODAY

With two 250,000 square foot manufacturing facilities – the original plant in Houston and a second in Tallapoosa, Georgia – Whirlwind Steel continues to be an industry leader. Over 200,000 buildings and projects can be found in every US state as well as other countries. We are proud of our legacy and encourage you to call us and discuss your next project today.

OUR CORE VALUES

At the heart of all that we do is to provide a building experience and focus on relationship that's second to none, so we've developed our business around six core values that help us live up to our mission – to build for life.



RELATIONSHIPS WITH MUTUAL RESPECT

Mutual respect is the key to mutual success. Honesty, integrity and fairness for all.



ACT WITH PURPOSE

We hold ourselves to the highest level of accountability so our customers, coworkers and suppliers will be confident that we'll do what we say we will, every time.



PASSION FOR LIFE

We develop lifelong relationships with our customers, coworkers and suppliers, making sure that we deliver on time, without compromising safety.



INNOVATE AT EVERY LEVEL

We don't just accept change. We embrace it. Our company was built on an entrepreneurial spirit. Innovation from within has been a key element to our success.



DEDICATION TO EXCELLENCE

We're committed to excellence in every part of our business. We are focused on providing industry leading product quality, efficiency and customer service.



CREATE RAVING FANS

We go above and beyond to ensure an exceptional experience.
We create raving fans!



WHY WHIRLWIND STEEL

Longevity


Intended to last decades, metal buildings meet the strictest construction standards. Whirlwind products are tested for hail impact, fire, wind driven rain, snow loads and high velocity winds.

Residential And Commercial Metal Roofing Manufacturer

Try Our Free "State of the Art" Metal Roofing estimating services utilizing "APPLICAD" Quotes delivered to you in 48 hours. Product And Installation Training Available Delivery To Your Job-Site Or Lumberyard locations.



COMMERCIAL & INDUSTRIAL PANEL PROFILES



SUPER SPAN X



Super Span can be used for wall and roof applications. It is available in 26, 24, and 22 gauge.

- UL Construction No. 30, 79, 161, 167
- UL 580 Up-Lift tested / Class 90 Rated
- UL 2218 Hail Impact Resistant Tested
Inclined: Unlimited / Impact Class 4
- Texas Department of Insurance *
- Florida Product Approval*
- Dade County NOA*

LOW RIB X



Low Rib can be used for wall and roof applications. It is available in 26, 24, and 22 gauge.

- UL Construction No. 39
- UL 580 Up-lift tested/ Class 90 Rated
- UL 2218 Hail Impact Resistant Tested
Inclined: Unlimited / Impact Class 4
- Texas Department of Insurance*
- Florida Product Approval*



COR-SPAN X



Cor-Span can be used for wall and roof applications. It is available in 26, 24, and 22 gauge.

It is an excellent choice for self storage corridors.

- UL 2218 Hail Impact Resistance
- Texas Department of Insurance*




7.2N RIB



7.2N Rib can be used for wall and roof applications. It is available in 26, 24, and 22 gauge.

- UL Construction No. 244
- UL 580 Up-lift tested/ Class 90 Rated
- UL 2218 Hail Impact Resistant Tested
Inclined: Unlimited / Impact Class 4
- Florida Product Approval*



MONARCH X




Monarch is a wall panel. It is available in 26, and 24 gauge.

OUR WARRANTIES

When Whirlwind Steel says **We Build for Life™**, this is more than just talk. We stand proudly behind our work by offering warranty coverage ranging from 25 years to 40 years on our buildings and components.

Warranty information available upon request.

COATING SYSTEM



STANDING SEAM & ARCHITECTURAL PANEL PROFILES



SUPER SEAM PLUS

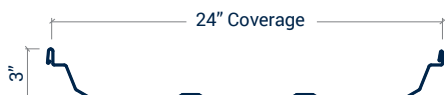


Super Seam Plus is a mechanically seamed roof panel.

It is available in 24 gauge only.

- UL Construction No. 180C, 287, 308A, 450, 538, 539, 540
- UL 580 Up-Lift tested / Class 90 Rated
- UL 2218 Hail Impact Resistant Tested
Inclined: Unlimited / Impact Class 4
- Florida Product Approval*

SUPER SEAM II



Super Seam II is a snap sealed standing seam roof panel.

It is available in 24 gauge only.

- UL Construction No. 180B, 205, 205A, 286, 303B, 534, 535, 536, 537, 541
- UL 580 Up-Lift tested / Class 90 Rated
- UL 2218 Hail Impact Resistant Tested
Inclined: Unlimited / Impact Class 4
- Florida Product Approval*




FLUTED-16

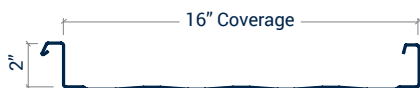


Fluted-16 is a concealed fastener wall panel.

It is available in 24 gauge only.



WEATHER LOK-16



Weather Lok-16 is a mechanically seamed roof panel.
It is available in 24 gauge only.

- UL Construction No. 506, 506A, 506B
- UL 580 Up-Lift tested / Class 90 Rated
- UL 2218 Hail Impact Resistant Tested
Inclined: Unlimited / Impact Class 4
- Texas Department of Insurance*
- Florida Product Approval*
- Dade County NOA*



WEATHER SNAP-16

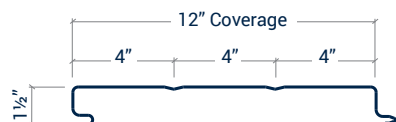


Weather Snap-16 is a snap seamed roof panel.
It is available in 24 gauge only.


- UL Construction No. 254, 255, 261, 303, 342, 343, 414, 436, 445, 446, 447, 448, 486, 508A, 543, 544
- UL 580 Up-Lift tested / Class 90 Rated
- UL 2218 Hail Impact Resistant Tested
Inclined: Unlimited / Impact Class 4
- Texas Department of Insurance*
- Florida Product Approval*



FLAT-12 & FLAT-12R




Flat-12 & Flat-12R are a concealed fastener soffit/liner panel.
It is available in 24 gauge only.



SECONDARY STRUCTURAL

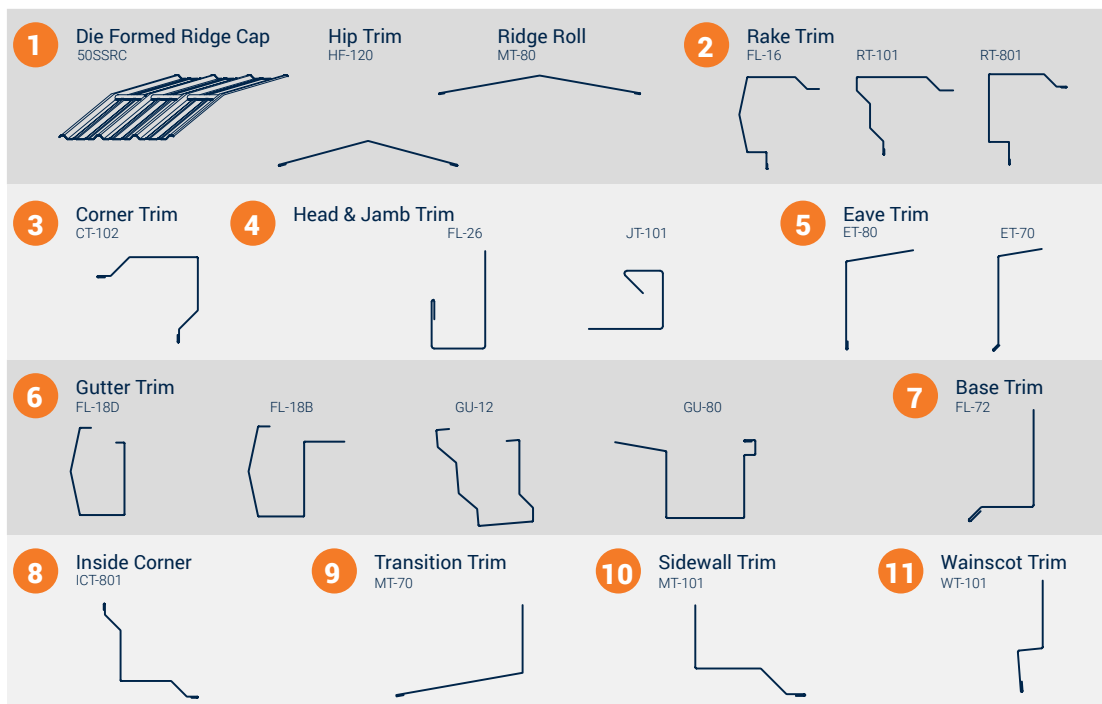
In addition to the variety of metal roof and wall panels, Whirlwind also offers Secondary Structural Steel including Cee's, Zee's, Open Channels, Eave Struts, Angles and Custom shapes.

Whatever the size, shape, or structure of your metal building, Whirlwind uses cutting-edge technology to create the framing and structural members you need to ensure a lifetime of quality and durability for your project.



TRIM PARTS

Whirlwind gives you a full line of trim, hardware and accessories to customize your metal building project. Featuring a wide selection of colors, you'll find no one offers a better selection of trim – from the ground to the roof ridge – to finish your building design just the way you want. In fact, the trim displayed here is only a very small selection of our extensive offering of trim conditions.



For more information and inspiration visit our website or give us a call.

WHIRLWINDSTEEL.COM | (800) 324-9992