WHIRLWIND IS COMMITTED TO SOLVING HEADACHES, NOT CREATING NEW ONES.

OUR PROMISE TO YOU

We deliver on our "No Headaches" Brand Promise with these three commitments:

NO SURPRISES COMMUNICATION

DEDICATED RAPID RESPONSE LINE.

Life is full of surprises – but not at Whirlwind. The last thing you need is a surprise that sets your schedule back, increases costs or completely wrecks your day. At Whirlwind, we will update them at every milestone of your order so you'll always be up-to-date and if you ever have an urgent need, you can just call our Rapid Response Line (877-76-RAPID).

ON TIME DELIVERY

FOCUSED ON YOUR TIMELINE.

When we say it's going to be there, we do everything in our power to see your order arrives on time. We work with our customers to find the best date for delivery, and then focus on it.

WE'LL DO THE RIGHT THING COMMITMENT

EMPOWERED TEAM TO QUICKLY RESOLVE ISSUES.

For over 60 years, three generations of Sturdivants have lived up to their reputation of always doing the right thing. Just ask anyone in the industry. We know difficult situations happen in the construction industry, so our team is empowered to quickly resolve issues that arise to make it right. And if you are ever not satisfied, you can go straight to the top of our company and talk with Ty Sturdivant.

Offering you unmatched quality and expertise, Whirlwind Steel has been manufacturing stylish, functional, and durable metal buildings for 65 years.

STURDI-SPACE BUILDINGS





EVERYTHING NEEDED FOR YOUR NEW BUILDING

Whirlwind Sturdi Space Steel Building Kits

- Engineered for easy assembly with no welding.
- Just follow our step-by-step instructions using wrenches, ladders, screw guns and a few other tools to build your new metal building in just a few days.
- Designed to bolt together using solid steel framing and panels delivering strength and durability.
- Many sizes, colors and accessories for you to choose from.

See for yourself the difference steel makes when you want strength and durability. These building kits contain all the high-quality components needed to erect a new Sturdi Space metal building. You decide whether it's a DIY project, or if a little help from a professional contractor might be worth considering.

OUR STANDARD PACKAGE INCLUDES:

- 3:12 roof slope
- 26ga Galvalume Super Span X roof
- 26ga standard SMP Color Super Span X walls and Galvalume roof - painted is additional cost.
- 26ga standard SMP Color trim (includes eave trim and cover trim at framed opening)
- 10' wide x 8' high framed opening located in the center of the endwall for 10' EH buildings. DOOR IS NOT INCLUDED. (jambs are punched for 7' and 8' opening heights)
- 10' wide x 8' framed high opening located in the center of the endwall for 12' EH buildings. DOOR IS NOT INCLUDED. (jambs are punched for 7', 8', 9', and 10' opening heights)
- 3070(M) white walk door with standard lockset
- Red-oxide primary and secondary framing
- Red-oxide base angle with 26ga standard SMP Color base trim (trim to match wall color)
- Flush wall girts
- By-pass roof purlins at interior frame
- All required hardware to erect your building, including bolts, fasteners, pop rivets, tape seal, tube caulk and closures*
- Detailed erection drawings for easy assembly

* Foundation design and anchor bolts are not included in the standard Sturdi-Space package.

AVAILABLE COLOR OPTIONS (PANELS & TRIM)

Galvalume	Ash Gray	Light Stone	Patriot Red	Hawaiian Blue	Colony Green
Cool White	Old Town Gray	Sahara Tan	Colonial Red	Royal Blue	Evergreen
Polar White	Steel Gray	Surfsand	Koko Brown	Burnished Slate	Fern Green

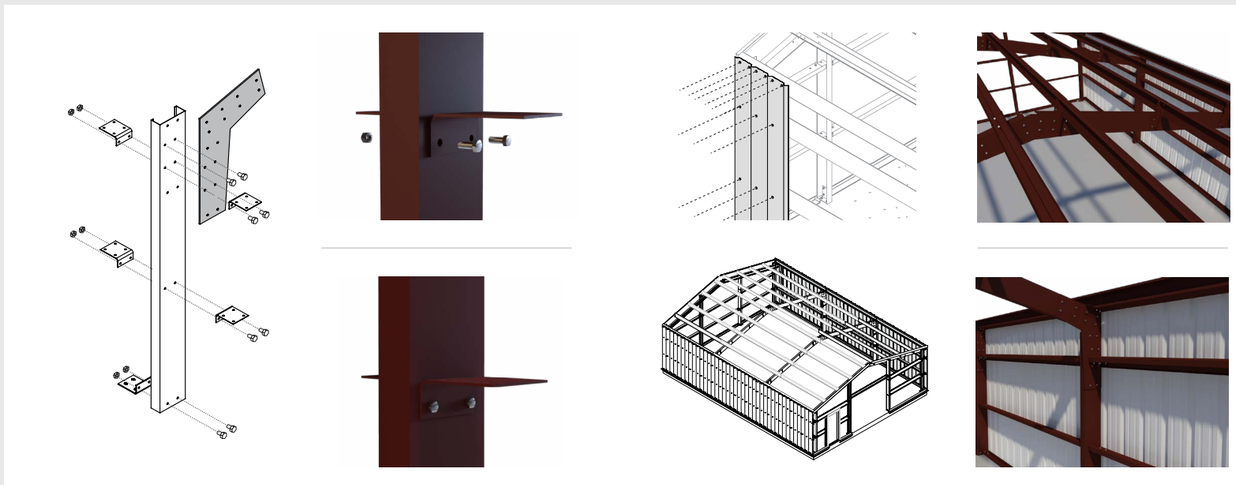

STANDARD BUILDING SIZES:

20' x 24' x 10' EH	20' x 24' x 12' EH
20' x 36' x 10' EH	20' x 36' x 12' EH
24' x 30' x 10' EH	24' x 30' x 12' EH
24' x 36' x 10' EH	24' x 36' x 12' EH
30' x 40' x 10' EH	30' x 40' x 12' EH

Our Sturdi-Space buildings are manufactured to the industry's highest standards of quality and meet the following building code specifications:

- IBC 2015
- 125 mph wind speed
- Exposure C
- Fully enclosed
- Risk category II
- Seismic zone A
- 20 psf reducible live load
- 1 psf collateral
- 15 psf ground snow

PLANNING:

- **Check local zoning regulations and obtain a building permit, if required.**
- **Site preparation should include workspace around the perimeter and access for the delivery truck.**
- **Frame and pour a concrete foundation with embedded anchor bolts; concrete foundation specialist highly recommended.**

REQUIRED TOOLS:

- **PPE (safety glasses, hard hat, gloves)**
- **Socket w/ratchet, 1" and 3/4"**
- **Nut driver, 1/4" and 5/16"**
- **Open/closed end wrench, 3/4"**
- **Power drill**
- **Ladder(s)**
- **Ratchet straps, 3" x 30'**
- **Metal snips/shear**
- **Level, 4' magnetic**
- **Sledgehammer, small 3lbs**
- **Butyl tape**

A contractor, or three good friends

These items are not required, but can make installation easier or quicker:

- **Crescent spud wrench, 3/4"**
- **Impact driver/hammer drill**
- **Turbo shear for cutting panels**
- **Scaffolding, scissor lift, or tractor for raising roof purlin**